

7W LED Switching Mode Power Supply

■ **Special Features**

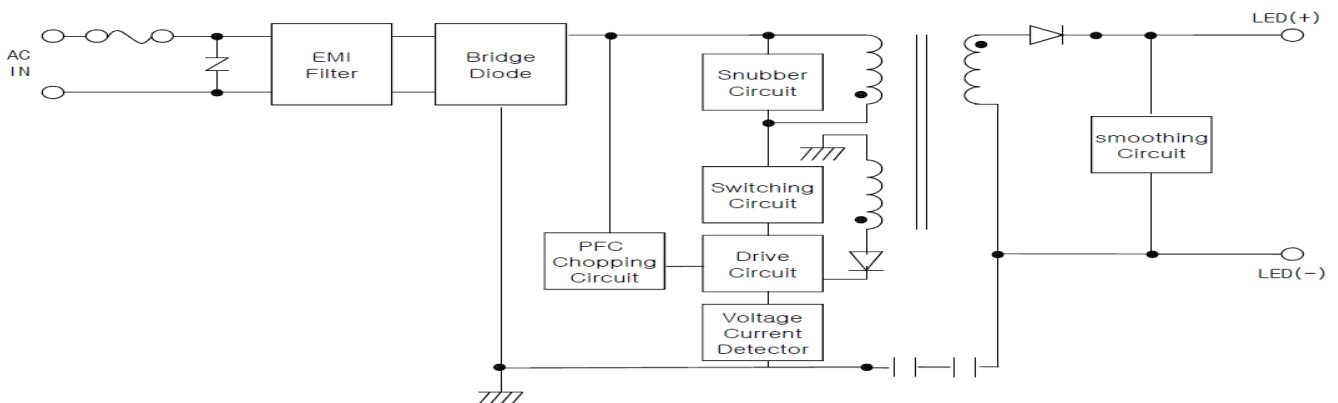
- Wide Input Range (AC90V~264V)
- Isolated output
- Short circuit protection
- Over voltage protection
- Thermal shutdown







■ **Electrical Characteristics**

Characteristics		Condition	Min.	Typ.	Max.	Unit
Input	Input Voltage Range	Vin=220V, ILED=275mA	90	220	264	V
	INPUT POWER	Vin=220V, ILED=275mA	6.3	7.0	7.7	W
Output	Output Voltage	Vin=220V, ILED=275mA	19.5	20.5	21.5	V
	Output Current	Vin=220V, Vout=21.0V	266	275	294	mA
	Ripple Voltage	Vin=220V, ILED=275mA	-	-	0.2	Vp-p
	Power Factor	Vin=220V, ILED=275mA	-	90	-	%
	Efficiency	Vin=220V, ILED=275mA	-	80	-	%
Ambient Temperature	Operating Range		-10	-	70	°C
	Storage Range		-20	-	105	°C

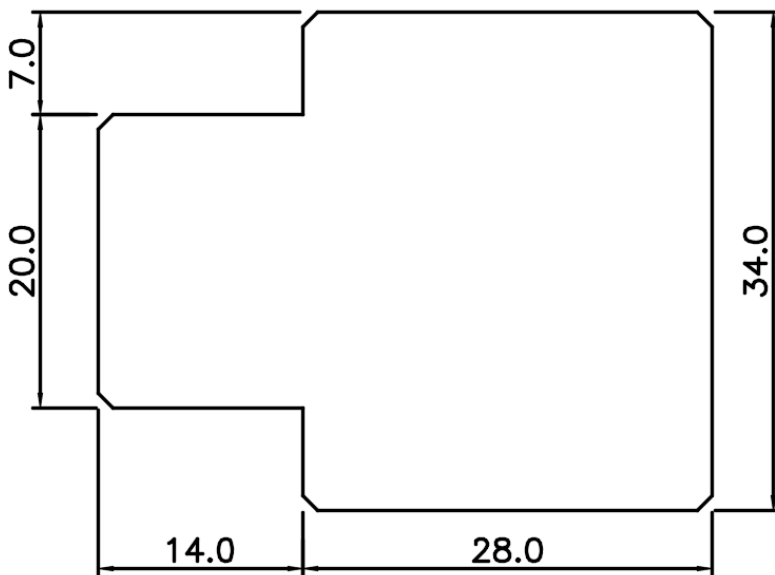
■ **Block Diagram**



■ PIN CONFIGURATION

Pin Name	Description
AC IN	 AC-N
AC IN	 AC-L
LED(-)	 DC(-)
LED(+)	 DC(+)

■ DIMENSION



Notes

- 1. Dimension in mm

POWERGEN Co., Ltd.

67-13, Shinchon-dong, Changwon si, Gyeongnam, S.Korea, 642-370

TEL : + 82 55 275 7801~4

FAX + : 82 55 275 2522

Homepage : www.pwrg.co.kr

Online shop : www.pwrgmall.co.kr

This semiconductor technical data is believed to be accurate and reliable, however POWERGEN does not assume any responsibility arising out of the application or use of any product or circuit described herein; neither does it convey any license under its patent rights nor the rights of others.

POWERGEN reserves the right at anytime without notice to change said circuitry and specifications.