

16W BULB Switching Mode Power Supply

■ **Special Features**

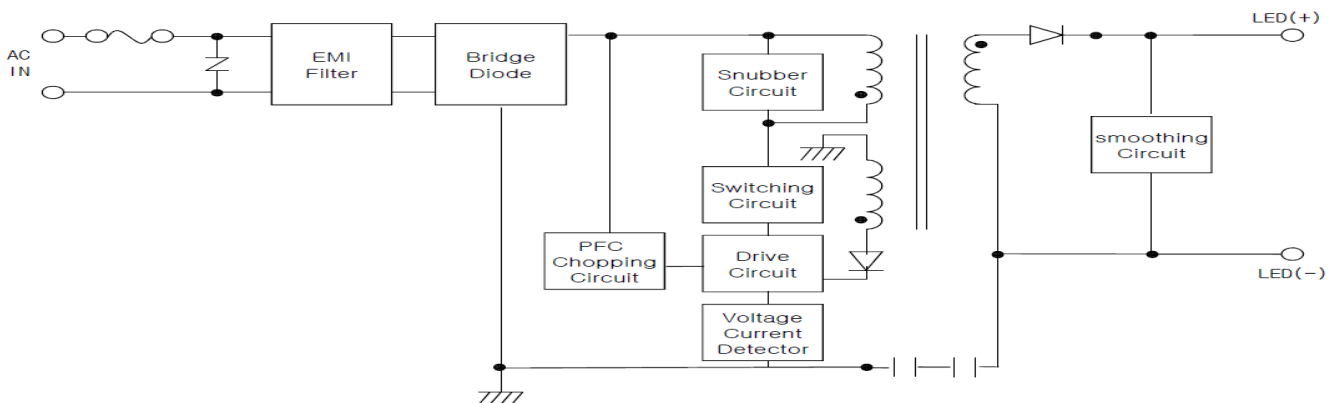
- Wide Input Range
- Isolated output
- Short circuit protection
- Over voltage protection
- Thermal shutdown







■ **Electrical Characteristics**

Characteristics		Condition	Min.	Typ.	Max.	Unit
Input	Input Voltage Range	Vin=220V, ILED=640mA	200	220	240	V
	INPUT POWER	Vin=220V, ILED=640mA	14.4	16.0	17.4	W
Output	Output Voltage	Vin=220V, ILED=640mA	17.0	18.0	19.0	V
	Output Current	Vin=220V, Vout=18.0V	608	640	672	mA
	Ripple Voltage	Vin=220V, ILED=640mA	-	-	0.25	Vp-p
	Power Factor	Vin=220V, ILED=640mA	-	90	-	%
	Efficiency	Vin=220V, ILED=640mA	-	76	-	%
Ambient Temperature	Operating Range		-10	-	70	°C
	Storage Range		-20	-	105	°C

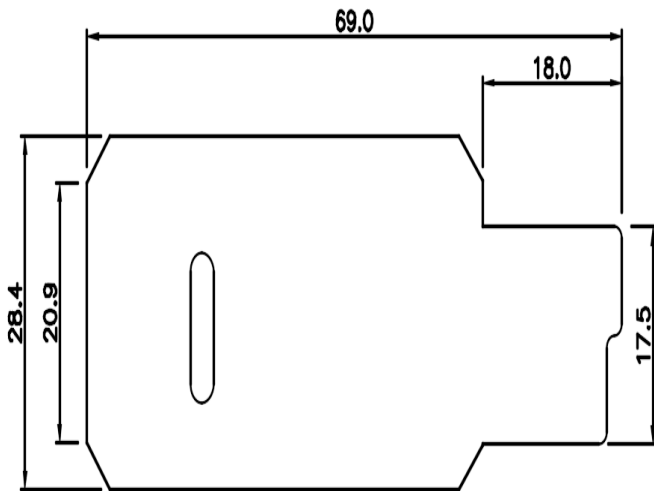
■ **Block Diagram**



■ PIN CONFIGURATION

Pin Name	Description
AC IN	 AC-N
AC IN	 AC-L
LED(-)	 DC(-)
LED(+)	 DC(+)

■ DIMENSON



Notes

- 1. Dimension in mm

POWERGEN Co., Ltd.

67-13, Shinchon-dong, Changwon si, Gyeongnam, S.Korea, 642-370

TEL : + 82 55 275 7801~4

FAX + : 82 55 275 2522

Homepage : www.pwrg.co.kr

Online shop : www.pwrgmall.co.kr

This semiconductor technical data is believed to be accurate and reliable, however POWERGEN does not assume any responsibility arising out of the application or use of any product or circuit described herein; neither does it convey any license under its patent rights nor the rights of others.

POWERGEN reserves the right at anytime without notice to change said circuitry and specifications.